

COMPETENT PERSON CHECKLIST

Guidelines (There may be additional requirements for your circumstances)

SOILS

	(YES)	(NO)
Visual Observation.....	[]	[]
Manual Test.....	[]	[]
Soil Classification.....	[]	[]
(determination of soil type A,B,C)		

Type A means:

Cohesive soils with an unconfined, compressive strength of 1.5 ton per square foot (tsf) (144kPa) or greater. Examples of cohesive soils are: clay, silty clay, sandy clay, clay loam, and in some cases, silty clay loam and sandy clay loam. Cemented soils such as caliche and hardpan are also considered Type A. However, no soil is Type A if:

- (I) The soil is fissured; or
- (ii) the soil is subject to vibration from heavy traffic, pile driving, or similar effects, or
- (iii) The soil has been previously disturbed; or
- (iv) The soil is part of a sloped, layered system where the layers dip into the excavation on a slope of four horizontal to one vertical (4H:1V) or greater, or
- (v) The material is subject to other factors that would require it to be classified as a less stable material.

Type B means:

- (i) Cohesive soil with an unconfined compressive strength greater than 0.5 tsf (48 kPa) but less than 1.5 tsf (144 kPa); or
- (ii) Granular cohesionless: angular gravel (similar to crushed rock), silt, silt loam, sandy loam, and in some cases, silty clay loam and sandy clay loam.
- (iii) Previously disturbed soils except that which would otherwise be classed as Type C soil.
- (iv) Soil that meets the unconfined compressive strength or cementation requirements for Type A, but is fissured or subject to vibration; or
- (v) Dry rock that is not stable; or
- (vi) Material that is part of a sloped, layered system where the layers dip into the excavation on a slope less steep than four horizontal to one vertical (4H:1V) but only if the material would otherwise be classified as Type B.

Type C means:

- (i) Cohesive soil with an unconfined compressive strength of 0.5 tsf (48kPa) or less; or (ii) Granular soils including gravel, sand, and loamy sand; or (iii) Submerged soil or soil from which water is freely seeping; or (iv) Submerged rock that is not stable, or (v) Material in a sloped, layered system where the layers dip into the excavation on a slope of four horizontal to one vertical (4H: 1V) or steeper.

MAXIMUM ALLOWABLE SLOPES

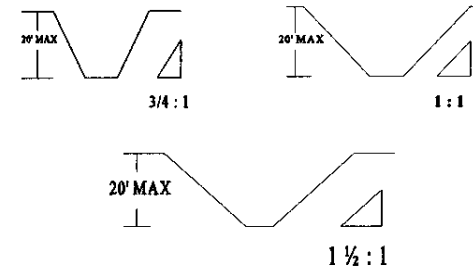
SOIL OR ROCK TYPE	MAXIMUM ALLOWABLE SLOPES (H:V)
<u>EXCAVATIONS LESS THAN</u>	

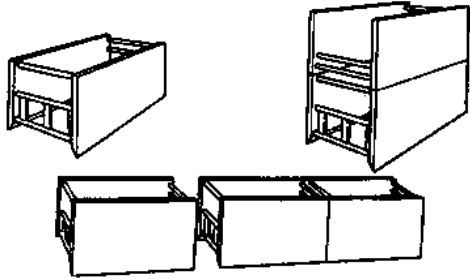
<20 FEET

DEEP

STABLE ROCK		VERTICAL (90 Deg.)
TYPE A		3/4:1 (53 Deg.)
TYPE B		1:1 (45 Deg.)
TYPE C		1 1/2:1 (34 Deg.)

Depth	3/4:1	1:1	1 1/2:1	
6 ft	9 ft	12 ft	18 ft	+ Bottom Width
7 ft	10 1/2 ft	14 ft	21 ft	+ Bottom Width
8 ft	12 ft	16 ft	24 ft	+ Bottom Width
9 ft	13 1/2 ft	18 ft	27 ft	+ Bottom Width
10 ft	15 ft	20 ft	30 ft	+ Bottom Width
11 ft	16 1/2 ft	22 ft	33 ft	+ Bottom Width
12 ft	18 ft	24 ft	36 ft	+ Bottom Width
13 ft	19 1/2 ft	26 ft	39 ft	+ Bottom Width
14 ft	21 ft	28 ft	42 ft	+ Bottom Width
15 ft	22 1/2 ft	30 ft	45 ft	+ Bottom Width
16 ft	24 ft	32 ft	48 ft	+ Bottom Width
17 ft	25 1/2 ft	34 ft	51 ft	+ Bottom Width
18 ft	27 ft	36 ft	54 ft	+ Bottom Width
19 ft	28 1/2 ft	38 ft	57 ft	+ Bottom Width
20 ft	30 ft	40 ft	60 ft	+ Bottom Width





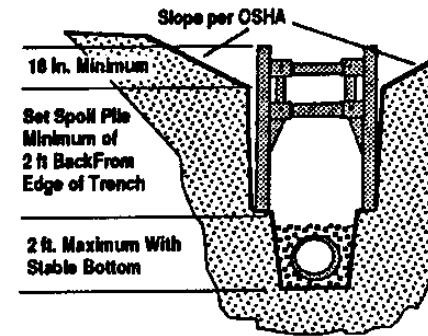
	(YES)	(NO)
Trench shoring Box.....	[]	[]
Special Engineered Design >20' deep.....	[]	[]
Correct shore/shield.....	[]	[]
Manufacture's Tabulated Data.....	[]	[]
Protective System Inspection.....	[]	[]
Correct angle of repose (slope).....	[]	[]

ENCUMBRANCES

Above ground.....	[]	[]
Below ground.....	[]	[]
Surcharge loads.....	[]	[]

GENERAL

Ladders/Ramps.....	[]	[]
Hazardous Atmosphere.....	[]	[]
Spoil Material Placement.....	[]	[]
Water Accumulation.....	[]	[]
Utility Location.....	[]	[]



EXCAVATING REQUIREMENTS

	(YES)	(NO)
1. HAS the daily inspection of the excavation site been made by the competent person.....	[]	[]
2. ARE hard hats being worn by all personnel at all times when on the excavation site.....	[]	[]
3. ARE personal protection equipment (eye shields, toe shields, etc.) being used when a hazard exists?.....	[]	[]
4. IS a copy of the OSHA Trenching standard present on site (preferably located on the excavator for quick reference)?.....	[]	[]
5. ARE employees who are exposed to vehicular traffic wearing warning vests?.....	[]	[]
6. ARE employees being kept out from under suspended loads?.....	[]	[]
7. Before opening any excavation, HAVE efforts been made to determine if there are underground utility installations in the area?.....	[]	[]
8. If there are underground utility installations, HAVE utility companies been contacted before excavation was started?.....	[]	[]
9. If underground utility installations are located, HAVE they been protected, braced or removed to safeguard employees?.....	[]	[]
10. HAVE all surface encumbrances been removed?.....	[]	[]
11. In excavations into which employees are required to enter, HAVE excavated or other materials been effectively stored and retained at least 2 feet or more from the edge of the excavation?.....	[]	[]
12. DO trenches 4-5 feet or more HAVE adequate means of exit, such as ladders or steps, located where no more than 25 feet of travel is required?.....	[]	[]

	(YES)	(NO)
13. HAS a harness and lifeline been provided whenever an employee is required to enter a confined footing excavation.....	[]	[]
14. HAVE steps been taken to protect employees from loose rock and hazards of falling rocks?...	[]	[]
15. DO the walls and faces of trenches 5 feet or deeper and all excavations in which employees are exposed to danger from moving ground or a cave-in HAVE a protection system, i.e. shoring, sloping or some other equivalent means?.....	[]	[]
16. IS there any evidence of a possible cave-in or slide?..... (If YES , all work in the excavation MUST cease until the necessary precautions have been taken to safeguard the employees).	[]	[]
17. HAVE guardrails been provided when employees are required to cross a walkway at an excavation site?.....	[]	[]
18. If excavation is remote, such as a well, pit or shaft, HAVE physical barriers been provided?.....	[]	[]
19. HAVE structural ramps used solely by employees been designed by a competent person?.....	[]	[]
20. DO the structural ramps HAVE appropriate means provided to prevent slipping and ARE the runways uniform in thickness?.....	[]	[]
21. HAS a barricade, stop log or hand signal been provided when equipment is required close to the excavation?.....	[]	[]
22. ARE sidewalks, pavement etc. protected from undercuts?.....	[]	[]
23. HAVE adjoining buildings, walls, etc. been braced or otherwise supported?.....	[]	[]
24. HAS the air around the excavation site been tested to make sure an oxygen deficiency or		

hazardous atmosphere does not exist?.....

25. If hazardous atmosphere does exist, **HAS** proper Personal Protective Equipment been provided?.....

26. **IS** water accumulation a problem?.....
(If **YES, ARE** employees in the excavation site protected and equipment monitored by a competent person?)

27. **DOES** the excavation interrupt the natural drainage?.....
(If **YES, HAS** suitable means been provided to divert the water?)

(Note) For a complete reference guide refer to:
29 CFR 1926; Subpart P - Excavations